



# Certificate of Analysis

Sample: KN01214002-001

Harvest/Lot ID: N/A

Seed to Sale #N/A

Batch Date : 12/11/20

Batch#: NRB3001

Sample Size Received: 30 ml

Retail Product Size: 30 ml

Ordered : 12/11/20

Sampled : 12/11/20

Completed: 12/15/20 Expires: 12/15/21

Sampling Method: SOP Client Method

**TESTED**


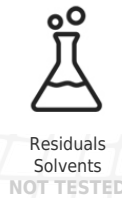
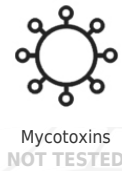
Page 1 of 1

Dec 15, 2020 | HKH Industries LLC.

320 Huntsville Industrial Dr.  
Huntsville, TN, 37756, US



PRODUCT IMAGE SAFETY RESULTS



MISC.

CANNABINOID RESULTS



Total THC  
**0.224%**



Total CBD  
**10.527%**



Total Cannabinoids  
**11.179%**

CBDV	CBDA	CBGA	CBG	CBD	THCV	CBN	D9-THC	D8-THC	CBC	THCA
0.071%	ND	ND	0.118%	10.527%	ND	0.010%	0.224%	ND	0.226%	ND
0.710 mg/g	ND	ND	1.180 mg/g	105.270 mg/g	ND	0.100 mg/g	2.240 mg/g	ND	2.260 mg/g	ND
LOD 0.01 %	0.01 %	0.01 %	0.01 %	0.01 %	0.01 %	0.01 %	0.01 %	0.01 %	0.01 %	0.01 %

Cannabinoid Profile Test

Analyzed by 113	Weight 0.2067g	Extraction date : 12/14/20 02:12:41	Extracted By : 113
Analysis Method - Expanded Measurement of Uncertainty: Flower Matrix		Reviewed On -	
d9-THC: 12.7%, THCa: 9.5%, TOTAL THC 11.1%. These uncertainties represent an expanded uncertainty expressed at approximately the 95% confidence level using a coverage factor k=2 for a normal distribution.		12/15/20 09:02:25	
Analytical Batch - KN000196POT Instrument Used : HPLC E-SHI-008		Batch Date : 12/14/20 09:55:45	
Running On :			
Reagent	Dilution	Consums. ID	
120320.R02	40	190706059	
121120.R01		947.162 89291.077	
111120.R02			

Full spectrum cannabinoid analysis utilizing High Performance Liquid Chromatography with UV detection (HPLC-UV). (Method: SOP.T.30.050 for sample prep and Shimadzu High Sensitivity Method SOP.T.40.020 for analysis.)

This report shall not be reproduced, unless in its entirety, without written approval from Kaycha Labs. This report is an Kaycha Labs certification. The results relate only to the material or product analyzed. Test results are confidential unless explicitly waived otherwise. Void after 1 year from test end date. Cannabinoid content of batch material may vary depending on sampling error. IC=In-control QC parameter, NC=Non-controlled QC parameter, ND=Not Detected, NA=Not Analyzed, ppm=Parts Per Million, ppb=Parts Per Billion. Limit of Detection (LoD) and Limit of Quantitation (LoQ) are terms used to describe the smallest concentration that can be reliably measured by an analytical procedure. RPD=Reproducibility of two measurements. Action Levels are State determined thresholds for human safety for consumption and/or inhalation. The result >99% are variable based on uncertainty of measurement (UM) for the analyte. The UM error is available from the lab upon request. The "Decision Rule" for the pass/fail does not include the UM. The limits are based on F.S. Rule 64-4.310.

Sal Pastor, Ph.D.  
Lab Director  
State License # n/a  
ISO Accreditation #  
17025:2017



Signature

12/15/2020  
Signed On